

Subject Enrichment II (2024 - 25)

Class IV

Note:

1. Do **any one** project on A4 size sheet.
2. Write your **Name, Class, Section, Roll No.** and **Subject** on the cover page.
3. Write the question which you are attempting.

English Text

1. Paste pictures of these animals and birds and write the sound they make. (Refer Ch. 8)

[Wolf, Frog, birds, Asiatic wild dog, Cat]


2. Draw the picture of night sky with the moon and complete these lines of the poem. (Refer Ch. 13)

‘The moon -----of the trees.’


3. Paste picture of Mahatma Gandhi and write four sentences (in points) on Sabarmati Ashram. (Refer Ch. 12)

English Grammar


1. Paste these pictures and frame sentences on each using the given prepositions.



In




Under



Behind




In front of



On

2. Frame 5 sentences using present continuous tense and paste the relevant pictures for each sentence.
3. Paste the following pictures and frame sentence on each using the interjection given in the picture.



Hindi Text

1. पाठ-14 की कविता 'मुझे मोबाइल ही रहने दो' की प्रथम दस पंक्तियाँ लिखिए।
या
2. मोबाइल के किन्हीं पाँच आइकन के चित्र बनाकर उनका नाम लिखिए।
या
3. मोबाइल का चित्र चिपकाकर इसके कोई दो लाभ तथा कोई दो हानियाँ लिखिए।

Hindi Grammar

1. शरीर के विभिन्न अंगों से संबंधित किन्हीं पाँच मुहावरों का अर्थ वाक्य प्रयोग सहित लिखिए।
या
2. 'सुरुचि' हिन्दी व्याकरण एवं रचना कक्षा-4 के पृष्ठ संख्या-93 पर चित्रित चित्रों को बनाकर उनसे संबंधित मुहावरे लिखिए।
या
3. किन्हीं पाँच मुहावरों का अर्थ लिखकर उनका वाक्य में प्रयोग कीजिए।

Mathematics

- Q1. Define a circle. Draw a circle of radius 5 cm. Mark its radius and diameter. (Refer Pg. no. 151 & 152)
- Q2. Define a polygon. Draw and name different types of polygons.
(Refer Pg. no. 149)
- Q3. Draw a pictograph to represent the given data of the number of students studying in a Primary school in different years.

Years	2020	2021	2022	2023	2024
No. of students studying	600	400	500	700	800

General Science

Project I: Paste 3-3 pictures of clothes that you can wear in:

- a) Summer Season
- b) Winter Season
- c) Monsoon Season (Refer Page no. 82)

Project II: Paste 5 pictures of activities that help to keep our environment clean and 5 pictures of activities that pollute our environment. (Refer Ch. 12)

Project III: Draw a diagram to show that states of matter are interchangeable. (Refer Page no. 93)

Social Studies

1. Name and paste pictures of three classical dances and three folk dances of India. (Refer Ch. 16)
2. Name and paste two pictures for each of the following. (Refer Ch. 17)
 - a) Scientists of India
 - b) Kings of India
 - c) Freedom fighters of India
3. Name and paste two pictures for each of the following. (Refer Ch. 14)
 - a) Land Transport
 - b) Water Transport
 - c) Air Transport

Computer Science

1. Draw an example of folder containing different sub folders and files. (Refer pg. no. 72)
2. Explain client server network working with the help of the diagram. (Refer pg. no. 139)
3. Write five tips to search the web for getting best results. (Refer pg. no. 142)

Value Education

1. Use your creativity and write the 'morals' of chapters 7 to 13. (Refer Value Education textbook)
2. Paste pictures of five specially abled personalities, each belonging to different fields. For example- science, literature, medicine, sports, music, dance, painting etc. Write 1-2 lines about each of them.
3. Draw and colour a tree. Write the 'values' of chapters 7 to 13 on the tree in your own creative way.

General Knowledge

1. Draw or paste a picture of the solar system showing all the planets. Write two points about each planet. (Refer Ch. 35)
2. Write the national sport of 5 countries and also paste pictures of those sports. (Refer Ch. 41)
3. Create a Road Scene with pictures or a drawing. Write any five Road Safety Rules on it. (Refer Ch. 56)

Drawing

NOTE:

1. Attempt all the questions.
 2. Do it on A4 size sheet.
 3. Write your name, class and section on every sheet.
- Q1. Draw and colour:
- a) Draw and colour Negative-positive painting using water colours.
(Refer page no. 34 or any other object)
 - b) Draw a beautiful butterfly and colour it using bright colours and background.
- Q2. Craft Work:
- a) Make 2 shirts using colourful sheet and decorate it. (Refer to page no. 28)
